

10589672 : LEMON PEPPER HOLDINGS LIMITED

Score 73	Risk Below Average Risk	Credit Limit £190,000	Credit Rating £97,000
---------------------------	--	--	--

Company Summary

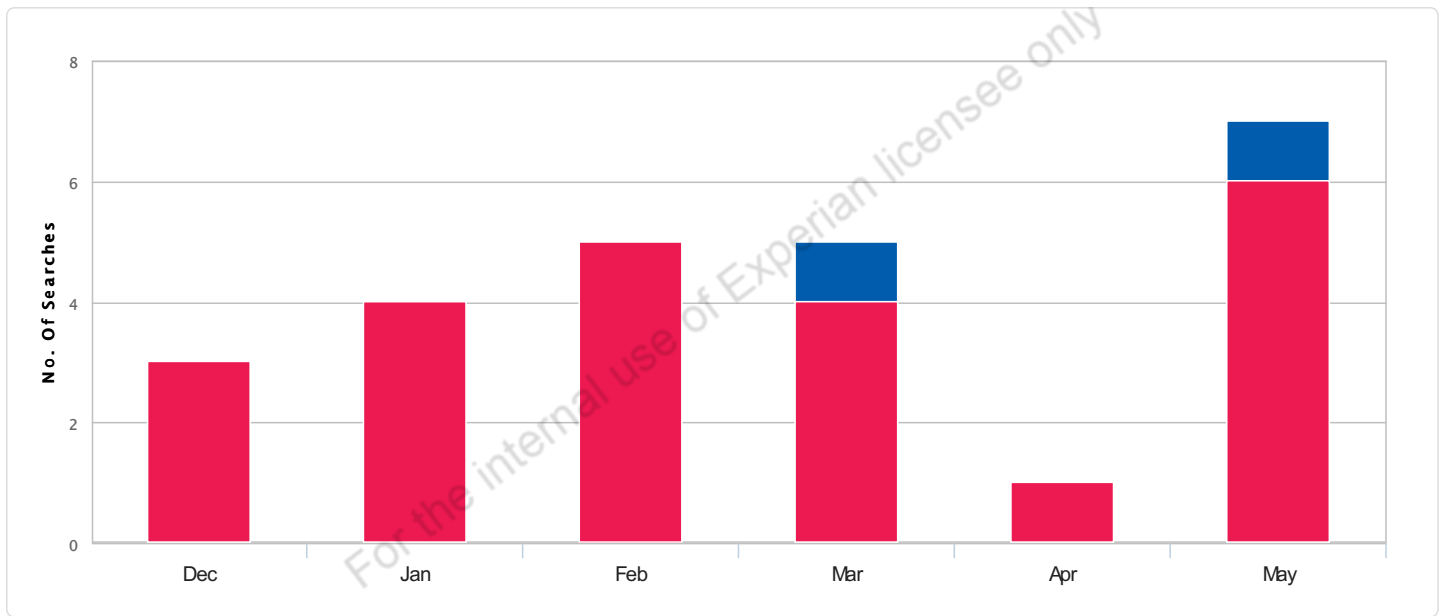
Company Name	LEMON PEPPER HOLDINGS LIMITED		
Registration Number	10589672		
Registered Office	5TH FLOOR KINGS COURT, 2 16 GOODGE STREET, LONDON, W1T 2QA		
Date of Incorporation	30 Jan 2017		
Latest Annual Return	29 Jan 2023	Accounts Reference Date	31 Mar
Date Accounts Lodged	20 Dec 2022	Issued Capital	3
Latest Filed Accounts Date	27 Mar 2022	Next Accounts Due Date	31 Dec 2023
Company Type	Private Limited		
Type of Accounts	Full Accounts		
Trading Address			
Telephone Number			
Auditor Comment	No		
Principal Activities	OPERATING RESTAURANTS		
UK SIC Code(s)	5530 : Licensed/Unlicensed Restaurants Cafes Take-Away		
Parent	11319701 : LEMON PEPPER MIDCO LIMITED		
Ultimate Holding Co	11319703 : LEMON PEPPER TOPCO LIMITED		
Website Address			

Identity History

Previous Value	Last Active	Type
2ND FLOOR 85 CHARING CROSS ROA LONDON WC2H 0AA	10 Dec 2021	A

Key: N = Name Change, A = Address Change

Search History



Change History

Event	Description	Time
Days Beyond Term Change	Payment Performance has increased from 20 to 33 days beyond terms.	15 May 2023
Days Beyond Term Change	Payment Performance has decreased from 22 to 20 days beyond terms.	08 May 2023
Delphi Credit Change	The Credit Rating has changed from £110,000 to £97,000 and Credit Limit has changed from £270,000 to £190,000.	11 Apr 2023
Delphi Score Change	The Credit Risk Score has changed from 81 to 73 and the Credit Risk Band has moved from Low Risk to Below Average Risk.	11 Apr 2023
Days Beyond Term Change	Payment Performance has decreased from 26 to 22 days beyond terms.	10 Apr 2023
Days Beyond Term Change	Payment Performance has increased from 23 to 26 days beyond terms.	03 Apr 2023
Days Beyond Term Change	Payment Performance has decreased from 30 to 23 days beyond terms.	06 Mar 2023
Days Beyond Term Change	Payment Performance has increased from 20 to 30 days beyond terms.	20 Feb 2023
Annual return filed	The latest annual return for this business has now been filed at Companies House.	06 Feb 2023
Days Beyond Term Change	Payment Performance has decreased from 28 to 20 days beyond terms.	06 Feb 2023
Days Beyond Term Change	Payment Performance has increased from 22 to 28 days beyond terms.	09 Jan 2023
Accounts filed	The latest accounts for this business have now been filed at Companies House.	23 Dec 2022
New credit report	A new credit report is available for this business.	23 Dec 2022
Parent / UHC change	There have been changes relating to the Parent/Ultimate Holding Company of this business.	23 Dec 2022
Delphi Score Change	The Credit Risk Score has changed from 45 to 81 and the Credit Risk Band has moved from Above Average Risk to Low Risk.	23 Dec 2022
Delphi Credit Change	The Credit Rating has changed from £34,000 to £110,000 and Credit Limit has changed from £51,000 to £270,000.	23 Dec 2022
Delphi Credit Change	The Credit Rating has changed from £56,000 to £34,000 and Credit Limit has changed from £110,000 to £51,000.	16 Dec 2022

Event	Description	Time
Delphi Score Change	The Credit Risk Score has changed from 73 to 45 and the Credit Risk Band has moved from Below Average Risk to Above Average Risk.	16 Dec 2022
Days Beyond Term Change	Payment Performance has increased from 12 to 22 days beyond terms.	05 Dec 2022
Days Beyond Term Change	Payment Performance has increased from 3 to 12 days beyond terms.	07 Nov 2022
Days Beyond Term Change	Payment Performance has increased from 0 to 3 days beyond terms.	03 Oct 2022
Days Beyond Term Change	Payment Performance has decreased from 2 to 0 days beyond terms.	05 Sep 2022
Days Beyond Term Change	Payment Performance has decreased from 3 to 2 days beyond terms.	08 Aug 2022
Delphi Score Change	The Credit Risk Score has changed from 76 to 73.	06 Jul 2022
Delphi Credit Change	The Credit Rating has changed from £58,000 to £56,000 and Credit Limit has changed from £120,000 to £110,000.	06 Jul 2022
Days Beyond Term Change	Payment Performance has increased from 0 to 3 days beyond terms.	27 Jun 2022

Mortgages

Summary of Mortgages, Charges and Satisfactions

Total Number of Mortgages / Charges Registered	3
Number Outstanding (Includes Partially Satisfied)	2
Number Satisfied	1
Number Partially Satisfied	0
Date of Latest Mortgage Created	26 Apr 2022
Date of Latest Satisfaction	15 Jun 2021

Details of Mortgages, Charges and Satisfactions

Satisfied Mortgages

Date Charge Registered	25 May 2018
Charge Type	MISCELLANEOUS
Latest Form Type	MG02
Date Charge Created	22 May 2018
Lender	CELERES INVESTMENTS LIMITED
Date Fully Satisfied	15 Jun 2021
Details	CONTAINS FIXED CHARGE.CONTAINS FLOATING CHARGE.FLOATING CHARGE COVERS ALL THE PROPERTY OR UNDERTAKING OF THE COMPANY.CONTAINS NEGATIVE PLEDGE.

Partially Satisfied Mortgages

There were no partially satisfied mortgages in the 20 most recent mortgages.

Unsatisfied Mortgages

Date Charge Registered	29 Apr 2022
Charge Type	MISCELLANEOUS
Latest Form Type	MG01
Date Charge Created	26 Apr 2022
Lender	BARCLAYS BANK PLC ,
Details	CONTAINS FIXED CHARGE.CONTAINS FLOATING CHARGE.FLOATING CHARGE COVERS ALL THE PROPERTY OR UNDERTAKING OF THE COMPANY.CONTAINS NEGATIVE PLEDGE.

Date Charge Registered	26 May 2021
Charge Type	MISCELLANEOUS
Latest Form Type	MG01
Date Charge Created	21 May 2021
Lender	CELERES INVESTMENTS LIMITED ,
Details	CONTAINS FIXED CHARGE.CONTAINS FLOATING CHARGE.FLOATING CHARGE COVERS ALL THE PROPERTY OR UNDERTAKING OF THE COMPANY.CONTAINS NEGATIVE PLEDGE.

Similar Businesses

No non-limited businesses have been found with similar names and addresses to this company.

Risk Summary

Score	73
Risk	Below Average Risk - Ok to offer limited terms
Credit Limit	£190,000
Credit Rating	£97,000

Credit Limit vs Credit Rating
[Find out the difference](#)

Shareholders Funds appear to be on a decreasing trend compared to previous accounts.

The company has recently been incorporated relative to comparable companies.

In our view this company is a slightly lower than average credit risk. Our recommendation is to offer credit but ... Add to your monitoring list.

[Payment Performance information is available for this company.](#)

[Payment Rating service is available for this company.](#)

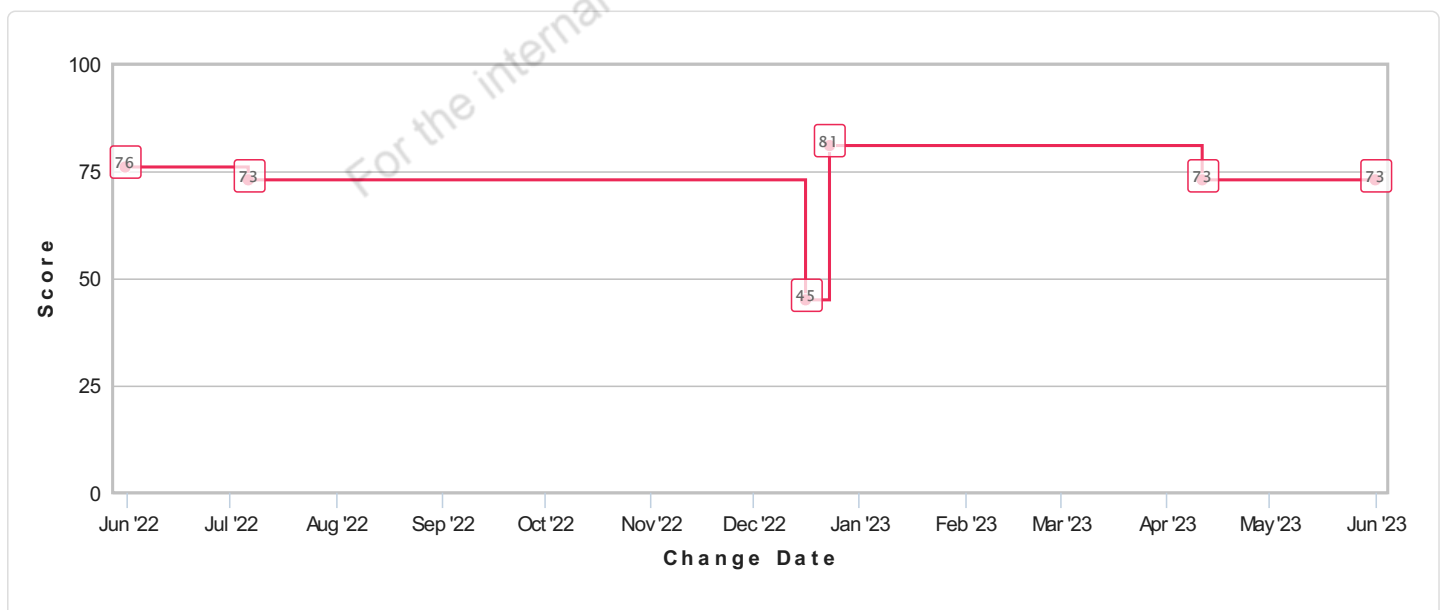
Adverse Credit

In the last 6 years there have been:

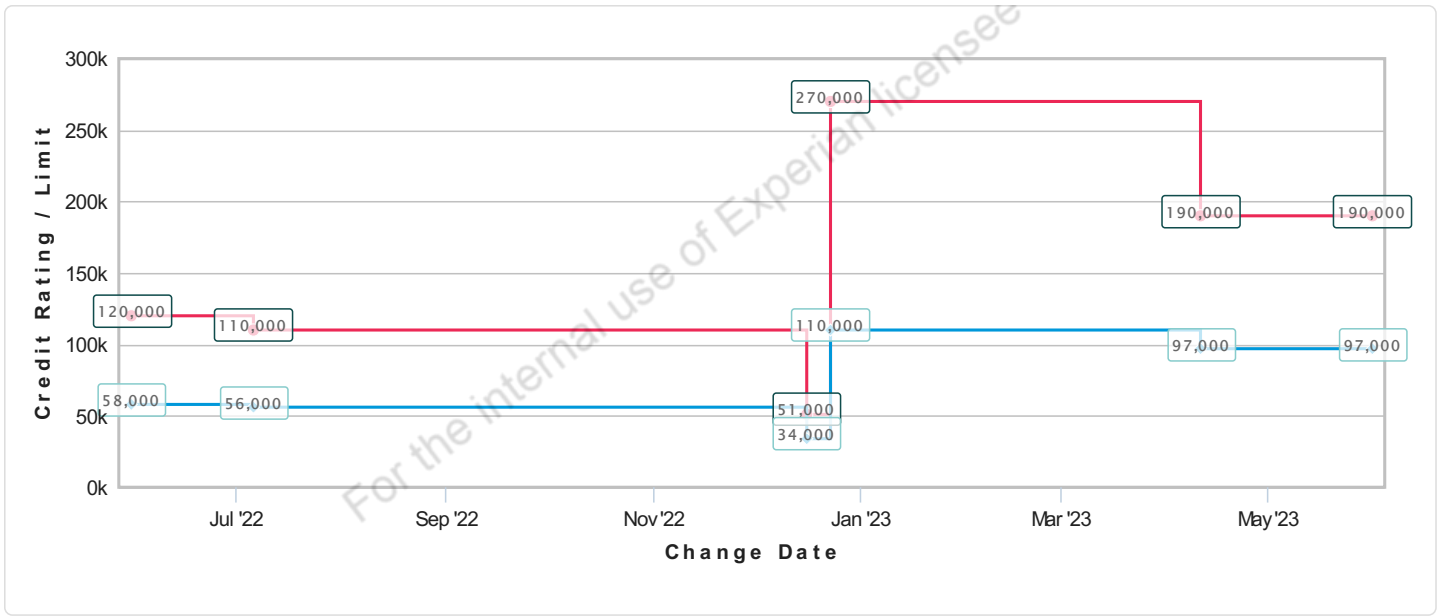
- No CCJs have been issued.

Score History

Score Changes



Credit Limit Changes



Payment Rating

Create Date	Performance	Threat Level	Give Credit Again
-------------	-------------	--------------	-------------------

Payment Performance

The Days Beyond Terms (DBT) is the number of days, on average, that a company pays its invoices after payment has become due. This data is collated from sales ledgers and updated on a regular basis to show actual payment behaviour.

A significant increase in the DBT may sometimes be indicative of cash-flow or other trading problems.

Current Performance

Month	Latest (Apr 2023)	Month to Date (May 2023)	Monthly Trend
Number of Experiences	12	13	
Days Beyond Term (DBT)	33	37	
Industry DBT	28	27	

Payment Performance History

Years	2022								2023			
	May	Jun	Jul	Aug	Sep	Oct	Nov	Dec	Jan	Feb	Mar	Apr
Number of Experiences	10	10	13	12	11	8	8	9	10	11	13	12
Company DBT	3	3	2	0	0	0	0	0	0	15	29	33
Industry DBT	28	28	28	28	29	29	30	29	28	28	28	28

DBT By Size Of Account

Account Size (£)	1-1,000	1,001-10,000	10,001-100,000	100,001+
Days Beyond Term (DBT)	67	0	N/A	N/A

Assessment

- They pay consistent with the industry average
- They have 0 accounts placed for collection.
- They have 0 outstanding unpaid account(s).

Unpaid Accounts

0 accounts have received no payment for 1 month.

0 accounts have received no payment for 2 months.

0 accounts have received no payment for 3 or more months.

Financial Summary

Date of Accounts	31 Mar 2020	31 Mar 2021	27 Mar 2022
Accounting Standard	GAAP	GAAP	GAAP
Currency	GBP	GBP	GBP
Number of Weeks	52	52	52
Profit & Loss Account			
Turnover	-	-	21,370,720
Pre-Tax Profit	-	-	-183,982
Balance Sheet			
Total Fixed/Non Current Assets	2,706,695	3,498,955	7,388,065
Total Current Assets	1,370,930	2,191,146	3,442,888
Total Current Liabilities	1,184,648	1,620,471	3,391,601
Total Long Term Liabilities	4,980,674	5,973,822	9,527,526
Total Provisions	0	0	0
Total Net Worth (excludes intangible fixed assets)	-2,323,057	-2,232,685	-2,525,388
Indicators			
Debtors	1,004,937	1,144,845	1,740,449
Trade Debtors (if disclosed)	26,298	170,970	404,194
Working Capital	186,282	570,675	51,287
Acid Ratio	1.11	1.32	0.96
Auditor Comment	No	No	No

Profit And Loss

Date of Accounts	31 Mar 2020	31 Mar 2021	27 Mar 2022
Accounting Standard	GAAP	GAAP	GAAP
Consolidated	No	No	No
Currency	GBP	GBP	GBP
Number of Weeks	52	52	52
Auditor Comment			
No			
Turnover	-	-	21,370,720
Home Nation	-	-	-
Export (UK GAAP)	-	-	-
Cost of Sales	-	-	9,150,307
Exceptional Items (UK GAAP)	-	-	0
Other Direct Items	-	-	0
Total Expenses	-	-	-
Gross Profit	-	-	12,220,413

Other Operating Expenses	-	-	12,271,127
Other Operating Income	-	-	271,832
Exceptional Items (UK GAAP)	-	-	0
Operating Profit	-	-	221,118
Other Income/Expenses	-	-	0
Interest Receivable	-	-	0
Interest Payable	-	-	405,100
To Bank	-	-	5,071
On Hire Purchase	-	-	0
On Leasing	-	-	0
Other	-	-	400,029
Exceptional Items (UK GAAP)	-	-	0
Pre-Tax Profit	-	-	-183,982
Taxation	-	-	0
Profit After Tax	-	-	-183,982
Extraordinary Items	-	-	0
Dividends (UK GAAP)	-	-	0
Retained Profit	-	-	-183,982

Balance Sheets

Date of Accounts	31 Mar 2020	31 Mar 2021	27 Mar 2022
Accounting Standard	GAAP	GAAP	GAAP
Consolidated	No	No	No
Currency	GBP	GBP	GBP
Number of Weeks	52	52	52
Tangible Fixed Assets	2,471,335	3,170,459	6,950,848
Land & Buildings	1,921,407	2,366,176	4,855,780
Freehold	0	0	0
Leasehold	1,921,407	2,366,176	4,855,780
Fixtures & Fittings	549,928	695,457	1,255,640
Plant & Vehicles	0	108,826	839,428
Plant	0	108,826	839,428
Vehicles	0	0	0
Other Tangible Assets	0	0	0
Intangible Fixed Assets	235,360	328,493	437,214
Other Non-Current Assets	0	3	3
Total Fixed/Non Current Assets	2,706,695	3,498,955	7,388,065
Stocks	53,327	48,842	192,725
Raw Material/Stocks	-	-	192,725
Work In Progress	-	-	0
Finished Goods	-	-	0

Trade-Debtors	1,004,937	1,144,845	1,740,449
Account Receivable / Trade Debtors	26,298	170,970	404,194
Group Loans (UK GAAP)	-	-	28,263
Director Loans (UK GAAP)	-	-	-
Other Debtors	978,639	973,875	1,307,992
Cash	312,666	997,459	1,509,714
Misc Current Assets	0	0	0
Total Current Assets	1,370,930	2,191,146	3,442,888
Creditors	1,184,648	1,620,471	3,380,951
Accounts Payable / Trade Creditors	740,169	856,135	1,393,315
Group Loans (UK GAAP)	0	0	0
Director Loans (UK GAAP)	0	0	0
Accruals / Deferred Income	353,975	474,821	1,423,261
Other Taxation / Social Security	90,504	289,515	564,375
Taxation Payable	0	0	0
Other Current	-	-	-
Financial Current Liabilities	0	0	10,650
Bank Overdraft	0	0	0
Finance Lease / Hire Purchase	0	0	0
Finance Lease	0	0	0
Hire Purchase	0	0	0
Other Short Term Loans	0	0	10,650
Grants	-	-	-
Other Current Liabilities	0	0	0
Dividends (UK GAPP Only)	0	0	0
Total Current Liabilities	1,184,648	1,620,471	3,391,601
Total Assets minus Current Liabilities	2,892,977	4,069,630	7,439,352
Financial Long Term Liabilities	4,980,674	50,000	32,683
Finance Lease / Hire Purchase	0	0	0
Finance Lease	0	0	0
Hire Purchase	0	0	0
Other Long Term Liabilities	0	0	0
Subsidiary / Associate / Joint	-	-	-
Group Loans (UK GAAP)	-	5,923,822	9,494,843
Director Loans (UK GAAP)	-	-	0
Accruals	0	0	0
Total Long Term Liabilities	4,980,674	5,973,822	9,527,526
Total Liabilities	6,165,322	7,594,293	12,919,127
Total Provisions	0	0	0
Deferred Taxation	0	0	0
Pension	0	0	0
Other Provisions	0	0	0
Minority Interests	0	0	0
Net Assets	-2,087,697	-1,904,192	-2,088,174

Share Capital	3	3	3
Ordinary Shares	-	-	3
Preference Shares (UK GAAP)	-	-	0
Other Issued Capital	-	-	0
Share Premium Accounts	0	0	0
Profit And Loss Account Reserves	-2,087,700	-1,904,195	-2,088,177
Revaluation Reserves	0	0	0
Other Reserves	0	0	0
Shareholders Funds	-2,087,697	-1,904,192	-2,088,174
Capital Employed	2,892,977	4,069,630	7,439,352
Net Worth	-2,323,057	-2,232,685	-2,525,388
Working Capital	186,282	570,675	51,287
Contingent Liabilities	No	No	Yes

Cashflow

Date of Accounts	31 Mar 2020	31 Mar 2021	27 Mar 2022
Accounting Standard	GAAP	GAAP	GAAP
Consolidated	No	No	No
Currency	GBP	GBP	GBP
Number of Weeks	52	52	52

Cashflow From Operating Activities	-	-	-
Cashflow From Return on Investment	-	-	-
Cashflow From Taxation	-	-	-
Cashflow From Capital Expenditure	-	-	-
Cashflow From Acquisitions And Disposals	-	-	-
Cashflow From Equity Dividends Paid	-	-	-
Cashflow From Management Of Liquid Resources	-	-	-
Cashflow Before Financing	-	-	-
Cashflow From Financing	-	-	-
Increase in Cash	-	-	-

Financial Notes

Date of Accounts	31 Mar 2020	31 Mar 2021	27 Mar 2022
Accounting Standard	GAAP	GAAP	GAAP
Consolidated	No	No	No
Currency	GBP	GBP	GBP
Number of Weeks	52	52	52

Auditor Information

Auditor / Accountant Name	-	-	HW FISHER LLP
Auditor Status	Company Director	Company Director	-
Auditor Comment	No	No	No
Audit Fees	-	-	27,250
Non-Audit Fees	-	-	-

Disclosure Items

Dividends Payable	-	-	-
Number of Employees	0	131	417
Employees' Remuneration	0	-	6,593,970
Wage	0	-	6,263,176
Social Security	0	-	290,804
Pension Costs	0	-	39,990
Other Costs	0	-	0
Directors' Remuneration	0	-	230,208
Emolument / Fees	0	-	230,208
Pension Costs	0	-	0
Other Costs	0	-	0
Highest Paid Director	0	-	81,250
Depreciation Charge	121,074	244,647	591,625
Amortisation Charges	13,504	6,777	26,672
Impairment Charges	-	-	-
Charitable Giving Value	-	-	-

Ratios

Year	31 Mar 2020	31 Mar 2021	27 Mar 2022
Pre-Tax Profit/Sales (%)	-	-	-0.86
Pre-Tax Profit/Capital Employed (%)	-	-	-2.47
Pre-Tax Profit/Total Assets (%)	-	-	-1.70
Pre-Tax Profit/Shareholders Funds (%)	-	-	-
Sales/Tangible Assets (%)	-	-	3.07
Working Capital/Sales (%)	-	-	0.24
Stock Turnover	-	-	110.89
Debtor Days	-	-	6.90
Acid Ratio	1.11	1.32	0.96
Current Ratio	1.16	1.35	1.02
Creditors/Debtors	28.15	5.01	3.45
Interest Cover	-	-	-0.45
Total Debt/Net Worth (%)	-214.40	-267.56	-377.69
Shareholders Funds/Total Assets (%)	-51.20	-33.46	-19.28
Long Term Debt/Net Worth (%)	-214.40	-267.56	-377.27

Average Employee Remuneration (£)	-	-	15,813
Wages/Sales (%)	-	-	31
Pre-Tax Profit Per Employee (£)	-	-	-441
Sales Per Employee (£)	-	-	51,249
Capital Employed Per Employee (£)	-	31,066	17,840
Total Fixed Assets Per Employee (£)	-	24,202	16,669
Total Assets Per Employee (£)	-	43,436	25,974

Growth

	Over 2 Years %	Over 1 Years %
Turnover	-	-
Pre-Tax Profit	-	-
Retained Profit	-	-
Directors' Remuneration	-	-
Number Of Employees	-	218
Employees' Remuneration	-	-
Tangible Fixed Assets	181	119
Total Fixed Assets	173	111
Stocks	261	295
Debtors	73	52
Cash	383	51
Total Current Assets	151	57
Total Assets	166	90
Creditors	185	109
Short Term Loans	-	-
Total Current Liabilities	186	109
Long Term Loans	-99	-35
Total Long Term Liabilities	91	59
Shareholders Funds	-	-
Net Worth	-	-
Capital Employed	157	83

Industry Comparison

Year	Company	Industry Averages		
		Lower	Median	Upper
27 Mar 2022		-	-	-
PERFORMANCE				
Return On Capital (%)	-2.47	-0.80	9.50	49.00
Return On Assets (%)	-1.70	-2.60	3.60	20.90
Pre-Tax Profit	-0.86	-0.70	7.00	30.20

	Company	Industry Averages		
		Lower	Median	Upper
Year	27 Mar 2022	-	-	-
Return on Shareholders Funds	-	-0.10	15.30	65.40
Sales (£)	21,370,720	45,038	1,296,887	15,276,774
Year-on-Year in Sales	-	-10.70	7.30	33.30
EFFICIENCY				
Stock Turnover	110.89	6.00	16.30	83.00
Credit Period (Days)	6.90	0.00	26.40	60.50
Sales / Tangible Assets	3.07	4.10	20.50	103.90
Sales / Total Assets	1.97	42.90	120.90	256.40
LIQUIDITY				
Acid Ratio	0.96	0.60	1.40	3.10
Current Ratio	1.02	0.80	1.50	3.50
Creditors/Debtors	3.45	0.00	0.20	0.80
Interest Cover	-0.45	-1.00	2.70	35.30
CAPITAL STRUCTURE				
Equity Gearing (%)	-19.28	5.60	63.80	100.00
Debt Gearing (%)	-377.27	0.00	0.00	0.00
EMPLOYEE				
Employees' Remuneration	6,593,970	102,237	1,937,000	6,704,825
Directors' Remuneration	230,208	42,333	206,499	592,718
Number of Employees	417.00	0.00	1.00	2.00
Tangible Assets Per Employee (£)	16,669.00	0.00	0.00	1,415.00
Wages/Sales (%)	30.86	0.00	19.40	47.60
Average Employee Remuneration (£)	15,813.00	20,328.00	38,326.80	62,536.30
Pre-Tax Profit Per Employee (£)	-441.00	-1,177.40	5,100.70	24,822.20
Sales Per Employee (£)	51,249.00	37,231.80	106,682.00	245,474.00
Capital Employed Per Employee (£)	17,840.00	415.00	11,030.00	43,985.00
Total Assets Per Employee (£)	25,974.00	8,424.80	28,794.00	82,074.10
OTHER				
Working Capital / Sales	0.24	0.00	15.60	56.40
Total Gross Assets (£)	10,830,953	111	19,532	116,860
Borrowing Ratio (%)	-377.69	0.00	0.00	0.50

Parent Companies

Parent Company: [11319701 : LEMON PEPPER MIDCO LIMITED](#)

Ultimate Holding Company: [11319703 : LEMON PEPPER TOPCO LIMITED](#)

Group Structure

Trading Companies		2
Non-Trading Companies		4
Dissolved Companies		0
Total Companies		6
Company Registration Number & Name	Turnover	Net Worth
83 11319703 - LEMON PEPPER TOPCO LIMITED	£21,370,720	-£2,543,948
N 11319701 - LEMON PEPPER MIDCO LIMITED	-	£6
73 10589672 - LEMON PEPPER HOLDINGS LIMITED	£21,370,720	-£2,525,388
N 13035674 - LEMON PEPPER BULLRING LIMITED	-	£1
N 13035383 - LEMON PEPPER CABOT LIMITED	-	£1
N 13032893 - LEMON PEPPER ORACLE LIMITED	-	£1

Shareholders

SHARE CAPITAL STRUCTURE NON-QUOTED

Class of Shares	Par Value	Number of Shares	Currency	Issued Capital
Ordinary	1.00	3	GBP	3

SHAREHOLDERS NON-QUOTED

Shareholder's Name	Class of Shares	Joint Shareholder	Number Of Shares	Currency	Issued Capital
(11319701) LEMON PEPPER MIDCO LIMITED	Ordinary	No	3	GBP	3

Current Directors

Secretaries

There is no company secretary appointed to this company.

Directors

[SAUL HENRY LEWIN](#)

Appointment Date	30 Jan 2017
Date of Birth	
Position	
Occupation	COMPANY DIRECTOR
Address	5TH FLOOR KINGS COURT 2-16, GOODGE STREET, LONDON, W1T 2QA
Current Appointments	15

[HERMAN SINGH SAHOTA](#)

Appointment Date	30 Jan 2017
Date of Birth	
Position	
Occupation	COMPANY DIRECTOR
Address	5TH FLOOR KINGS COURT 2-16, GOODGE STREET, LONDON, W1T 2QA
Current Appointments	6

[TOM PATRICK GROGAN](#)

Appointment Date	30 Jan 2017
Date of Birth	
Position	
Occupation	COMPANY DIRECTOR
Address	5TH FLOOR KINGS COURT 2-16, GOODGE STREET, LONDON, W1T 2QA
Current Appointments	3

Resigned Directors

Secretaries

There are no resigned secretaries associated with this company.

Directors

There are no resigned officers associated with this company.